


Certificate of Analysis
Compliance Test
Florida

Soul Sips Lemonade 12oz
Sample Matrix:
HEMP
Extract
Ingestion





Client Information: Stigma Inc 2563 Monterey Ave Minneapolis, Minnesota 55416	Manufacturing Facility: Stigma Inc 2563 Monterey Ave Minneapolis, Minnesota 55416 Production Date: 2026-02-27	Order Details: Order # ST1260304-030001 Order Date: 2026-03-04 Sample # AAHM598 Completion Date: 2026-03-16	Batch Data: Batch # SIP3-02 Batch Date: 2026-02-27 Extracted From: hemp Sampling Date: 2026-03-09 Lab Batch Date: 2026-03-09	Food Permits:
---	--	--	--	----------------------


Volume: 355 ml	Net Weight per Serving: 355 ml	Servings Per Package: 1
-----------------------	---------------------------------------	--------------------------------





Product Image


 **Potency Tested**


 **Pathogenic Microbiology Passed**

 **Pesticides Passed**

 **Microbiology Petrifilm Passed**

 **Heavy Metals Passed**

 **Mycotoxins Passed**

 **Residual Solvents Passed**

Potency Summary

Total HHC	<LOQ	Delta 9 THC	0.00256%
per Serving	0.00 mg	per Serving	9.09 mg
per Package	0.00 mg	per Package	9.09 mg
Total Active CBD	<LOQ	Total CBG	<LOQ
per Serving	0.00 mg	per Serving	0.00 mg
per Package	0.00 mg	per Package	0.00 mg
Total CBN	<LOQ	Total Cannabinoids	0.00256%
per Serving	0.00 mg	per Serving	9.09 mg
per Package	0.00 mg	per Package	9.09 mg
Total Active THC	0.00256%		
per Serving	9.09 mg		
per Package	9.09 mg		

* Summary Results determined from two distinct Potency Tests - Potency (GA) LCUV + Potency 25 (LCUV)

Aixia Sun
Aixia Sun Lab Director/Principal Scientist
D.H.Sc., M.Sc., B.Sc., MT (AAB)



Definitions and Abbreviations used in this report: Total Active CBD = CBD + (CBD-A * 0.877), *Total CBDV = CBDV + (CBDVA * 0.867), Total Active THC = THCA-A * 0.877 + Delta 9 THC, Total THCV = THCV + (THCVA * 0.87), CBG Total = (CBGA * 0.878) + CBG, CBN Total = (CBNA * 0.876) + CBN, Total CBC = CBC + (CBCA * 0.877), Total THC-O-Acetate = Delta 8 THC-O-Acetate + Delta 9 THC-O-Acetate, Total THCP = Delta8-THCP + Delta9-THCP, Total Cannabinoids = Total percentage of cannabinoids within the sample. (mg/ml) = Milligrams per Milliliter, LOQ = Limit of Quantitation, LOD = Limit of Detection, Dilution = Dilution Factor, (ppb) = Parts per Billion, (%) = Percent, (cfu/g) = Colony Forming Unit per Gram, (µg/g) = Microgram per Gram, (ppm) = Parts per Million, (ppm) = (µg/g), (aw) = Water Activity, (mg/Kg) = Milligram per Kilogram, Client supplied the net weight of ml The results apply to the sample as received.

This report shall not be reproduced, without written approval, from ACS Laboratory. The results of this report relate only to the material or product analyzed. Test results are confidential unless explicitly waived otherwise. ACS Laboratory is accredited to the ISO/IEC 17025:2017 Standard. The current and valid permit number for the facility issued by a human health or food safety regulatory entity with authority over the facility is stated above, and that the facility meets the human health or food safety sanitization requirements of the regulatory entity as documented by the regulatory entity and evidenced by the valid permit number

Certificate of Analysis
Compliance Test
Florida



Client Information: Stigma Inc 2563 Monterey Ave Minneapolis, Minnesota 55416	Manufacturing Facility: Stigma Inc 2563 Monterey Ave Minneapolis, Minnesota 55416 Production Date: 2026-02-27	Order Details: Order # ST1260304-030001 Order Date: 2026-03-04 Sample # AAHM598 Completion Date: 2026-03-16	Batch Data: Batch # SIP3-02 Batch Date: 2026-02-27 Extracted From: hemp Sampling Date: 2026-03-09 Lab Batch Date: 2026-03-09	Food Permits:
---	--	--	--	----------------------

Volume: 355 ml	Net Weight per Serving: 355 ml	Servings Per Package: 1
-----------------------	---------------------------------------	--------------------------------

Potency (GA) LCUV + Potency 25 (LCUV) **Tested** SOP13.030,SOP13.050 (LCMS)
Specimen Weight: 20000.000 mg

Analyte	Dilution (1:n)	LOD (mg/g)	LOQ (%)	Result (µg/ml)	(%)	Per Serving (mg)	Per Package (mg)
Delta-9 THC	40.000	1.300000E-5	0.0015	25.6000	0.00256	9.09	9.09
CBD	8.000	5.400000E-5	0.0015	<LOQ	<LOQ	<LOQ	<LOQ
CBDA	8.000	1.000000E-5	0.0015	<LOQ	<LOQ	<LOQ	<LOQ
CBG	8.000	2.480000E-4	0.0015	<LOQ	<LOQ	<LOQ	<LOQ
CBGA	8.000	8.000000E-5	0.0015	<LOQ	<LOQ	<LOQ	<LOQ
CBN	8.000	1.400000E-5	0.0015	<LOQ	<LOQ	<LOQ	<LOQ
Delta-10 THC	8.000	3.000E-6	0.015	<LOQ	<LOQ	<LOQ	<LOQ
Delta-8 THC	8.000	2.600000E-5	0.0015	<LOQ	<LOQ	<LOQ	<LOQ
Delta-9 THC-O Acetate	8.000	7.700000E-5	0.003	<LOQ	<LOQ	<LOQ	<LOQ
Exo-THC	8.000	2.300000E-4	0.0015	<LOQ	<LOQ	<LOQ	<LOQ
THCA-A	8.000	3.200000E-5	0.0015	<LOQ	<LOQ	<LOQ	<LOQ
CBC	8.000	2.760000E-5	0.00075	<LOQ	<LOQ	<LOQ	<LOQ
CBCA	8.000	1.070000E-4	0.0015	<LOQ	<LOQ	<LOQ	<LOQ
CBDV	8.000	6.500000E-5	0.0015	<LOQ	<LOQ	<LOQ	<LOQ
CBDVA	8.000	1.400000E-5	0.0015	<LOQ	<LOQ	<LOQ	<LOQ
CBL	8.000	3.500000E-5	0.0015	<LOQ	<LOQ	<LOQ	<LOQ
CBNA	8.000	9.500000E-5	0.0015	<LOQ	<LOQ	<LOQ	<LOQ
CBT	8.000	2.000000E-4	0.0015	<LOQ	<LOQ	<LOQ	<LOQ
Delta-8 THC-O Acetate	8.000	2.700000E-5	0.003	<LOQ	<LOQ	<LOQ	<LOQ
Delta-8 THCV	8.000	4.000000E-5	0.0015	<LOQ	<LOQ	<LOQ	<LOQ
Delta8-THCP	8.000	3.750000E-4	0.0015	<LOQ	<LOQ	<LOQ	<LOQ
Delta9-THCP	8.000	1.170000E-5	0.0012	<LOQ	<LOQ	<LOQ	<LOQ
THCB	8.000	1.800000E-4	0.00195	<LOQ	<LOQ	<LOQ	<LOQ
THCH	8.000	3.500000E-4	0.00195	<LOQ	<LOQ	<LOQ	<LOQ
THCV	8.000	7.000000E-6	0.0015	<LOQ	<LOQ	<LOQ	<LOQ
THCVA	8.000	4.700000E-5	0.0015	<LOQ	<LOQ	<LOQ	<LOQ
Total Active THC	8.000			25.6	0.00256	9.09	9.09
Total Active CBD	8.000			<LOQ	<LOQ	<LOQ	<LOQ

Aixia Sun
Aixia Sun Lab Director/Principal Scientist
D.H.Sc., M.Sc., B.Sc., MT (AAB)



Definitions are found on page 1

This report shall not be reproduced, without written approval, from ACS Laboratory. The results of this report relate only to the material or product analyzed. Test results are confidential unless explicitly waived otherwise. ACS Laboratory is accredited to the ISO/IEC 17025:2017 Standard. The current and valid permit number for the facility issued by a human health or food safety regulatory entity with authority over the facility is stated above, and that the facility meets the human health or food safety sanitization requirements of the regulatory entity as documented by the regulatory entity and evidenced by the valid permit number



Certificate of Analysis
Compliance Test
Florida

Soul Sips Lemonade 12oz
Sample Matrix:
HEMP
Extract
Ingestion



Client Information: Stigma Inc 2563 Monterey Ave Minneapolis, Minnesota 55416	Manufacturing Facility: Stigma Inc 2563 Monterey Ave Minneapolis, Minnesota 55416 Production Date: 2026-02-27	Order Details: Order # ST1260304-030001 Order Date: 2026-03-04 Sample # AAHM598 Completion Date: 2026-03-16	Batch Data: Batch # SIP3-02 Batch Date: 2026-02-27 Extracted From: hemp Sampling Date: 2026-03-09 Lab Batch Date: 2026-03-09	Food Permits:
---	--	--	--	----------------------

Volume: 355 ml	Net Weight per Serving: 355 ml	Servings Per Package: 1
-----------------------	---------------------------------------	--------------------------------

Microbiology Plating Multi State **Passed**
Specimen Weight: 1007.500 mg SOP13.003 (Petrifilm)

Dilution Factor: 1.000

Analyte	LOQ (cfu/g)	Action Level (cfu/g)	Result (cfu/g)	Analyte	LOQ (cfu/g)	Action Level (cfu/g)	Result (cfu/g)
				Total Yeast/Mold	1000	100000	<1000

Pathogenic Microbiology SAE (MicroArray) Multi State **Passed**
Specimen Weight: 1047.900 mg SOP13.019 (Micro Array)

Dilution Factor: 1.000

Analyte	Action Level (cfu/g)	Result (cfu/g)	Analyte	Action Level (cfu/g)	Result (cfu/g)
Aspergillus flavus	1	Absence in 1g	E. Coli	1	Absence in 1g
Aspergillus fumigatus	1	Absence in 1g	Escherichia coli specific gene	1	Absence in 1g
Aspergillus niger	1	Absence in 1g	Salmonella	1	Absence in 1g
Aspergillus terreus	1	Absence in 1g	Shiga toxin-producing E. coli (STEC)	1	Absence in 1g

Aixia Sun
Aixia Sun Lab Director/Principal Scientist
D.H.Sc., M.Sc., B.Sc., MT (AAB)



Definitions are found on page 1
This report shall not be reproduced, without written approval, from ACS Laboratory. The results of this report relate only to the material or product analyzed. Test results are confidential unless explicitly waived otherwise. ACS Laboratory is accredited to the ISO/IEC 17025:2017 Standard. The current and valid permit number for the facility issued by a human health or food safety regulatory entity with authority over the facility is stated above, and that the facility meets the human health or food safety sanitization requirements of the regulatory entity as documented by the regulatory entity and evidenced by the valid permit number

Certificate of Analysis
Compliance Test
Florida

Soul Sips Lemonade 12oz
Sample Matrix:
HEMP
Extract
Ingestion



Client Information: Stigma Inc 2563 Monterey Ave Minneapolis, Minnesota 55416	Manufacturing Facility: Stigma Inc 2563 Monterey Ave Minneapolis, Minnesota 55416 Production Date: 2026-02-27	Order Details: Order # ST1260304-030001 Order Date: 2026-03-04 Sample # AAHM598 Completion Date: 2026-03-16	Batch Data: Batch # SIP3-02 Batch Date: 2026-02-27 Extracted From: hemp Sampling Date: 2026-03-09 Lab Batch Date: 2026-03-09	Food Permits:
---	--	--	--	----------------------

Volume: 355 ml	Net Weight per Serving: 355 ml	Servings Per Package: 1
-----------------------	---------------------------------------	--------------------------------

H Metals- FL+GA - Ingestion **Passed**
Specimen Weight: 252.200 mg SOP13.048 (ICP-MS)

Dilution Factor: 198.255

Analyte	LOD (ppb)	LOQ (ppb)	Action Level (ppb)	Result (ppb)	Analyte	LOD (ppb)	LOQ (ppb)	Action Level (ppb)	Result (ppb)
Arsenic (As)	0.013	100	1500	<LOQ	Lead (Pb)	0.007	100	500	<LOQ
Cadmium (Cd)	0.003	100	500	<LOQ	Mercury (Hg)	0.016	100	3000	<LOQ

⚙️ Mycotoxins Multi State **Passed**
Specimen Weight: 610.100 mg SOP13.007 (LCMS/GCMS)

Dilution Factor: 2.460

Analyte	LOD (ppb)	LOQ (ppb)	Action Level (ppb)	Result (ppb)	Analyte	LOD (ppb)	LOQ (ppb)	Action Level (ppb)	Result (ppb)
Aflatoxin B1	0.304	4.9	20	<LOQ	Aflatoxin G2	0.271	4.9	20	<LOQ
Aflatoxin B2	0.077	4.9	20	<LOQ	Aflatoxin Total	0.077	4.9	20	<LOQ
Aflatoxin G1	0.304	4.9	20	<LOQ	Ochratoxin A	0.754	9.8	20	<LOQ

Aixia Sun
Aixia Sun Lab Director/Principal Scientist
D.H.Sc., M.Sc., B.Sc., MT (AAB)



Definitions are found on page 1
This report shall not be reproduced, without written approval, from ACS Laboratory. The results of this report relate only to the material or product analyzed. Test results are confidential unless explicitly waived otherwise. ACS Laboratory is accredited to the ISO/IEC 17025:2017 Standard. The current and valid permit number for the facility issued by a human health or food safety regulatory entity with authority over the facility is stated above, and that the facility meets the human health or food safety sanitization requirements of the regulatory entity as documented by the regulatory entity and evidenced by the valid permit number

Certificate of Analysis
Compliance Test
Florida

Soul Sips Lemonade 12oz
Sample Matrix:
HEMP
Extract
Ingestion



Client Information: Stigma Inc 2563 Monterey Ave Minneapolis, Minnesota 55416	Manufacturing Facility: Stigma Inc 2563 Monterey Ave Minneapolis, Minnesota 55416 Production Date: 2026-02-27	Order Details: Order # ST1260304-030001 Order Date: 2026-03-04 Sample # AAHM598 Completion Date: 2026-03-16	Batch Data: Batch # SIP3-02 Batch Date: 2026-02-27 Extracted From: hemp Sampling Date: 2026-03-09 Lab Batch Date: 2026-03-09	Food Permits:
---	--	--	--	----------------------

Volume: 355 ml	Net Weight per Serving: 355 ml	Servings Per Package: 1
-----------------------	---------------------------------------	--------------------------------

Residual Solvents- FL+GA					Passed				
Specimen Weight: 15.300 mg					SOP13.039 (GCMS-HS)				
Analyte	LOD (ppm)	LOQ (ppm)	Action Level (ppm)	Result (ppm)	Analyte	LOD (ppm)	LOQ (ppm)	Action Level (ppm)	Result (ppm)
1,1-Dichloroethene	0.009	1.6	8	<LOQ	Heptane	0.001	13.9	5000	<LOQ
1,2-Dichloroethane	0.000	0.4	2	<LOQ	Hexane	0.068	11.7	250	<LOQ
Acetone	0.015	20.8	750	<LOQ	Isopropyl alcohol	0.005	13.9	500	<LOQ
Acetonitrile	0.060	11.7	60	<LOQ	Methanol	0.001	6.9	250	<LOQ
Benzene	0.000	0.2	1	<LOQ	Methylene chloride	0.003	24.3	125	<LOQ
Butane	0.417	25	5000	<LOQ	Pentane	0.037	20.8	750	<LOQ
Chloroform	0.000	0.4	2	<LOQ	Propane	0.031	58.3	5000	<LOQ
Ethanol	0.002	27.8	5000	<LOQ	Toluene	0.001	29.2	150	<LOQ
Ethyl Acetate	0.001	11.1	400	<LOQ	Total Xylenes	0.000	29.2	150	<LOQ
Ethyl Ether	0.005	13.9	500	<LOQ	Trichloroethylene	0.001	4.9	25	<LOQ
Ethylene Oxide	0.004	1	5	<LOQ					

Aixia Sun
Aixia Sun Lab Director/Principal Scientist
D.H.Sc., M.Sc., B.Sc., MT (AAB)



Definitions are found on page 1
This report shall not be reproduced, without written approval, from ACS Laboratory. The results of this report relate only to the material or product analyzed. Test results are confidential unless explicitly waived otherwise. ACS Laboratory is accredited to the ISO/IEC 17025:2017 Standard. The current and valid permit number for the facility issued by a human health or food safety regulatory entity with authority over the facility is stated above, and that the facility meets the human health or food safety sanitization requirements of the regulatory entity as documented by the regulatory entity and evidenced by the valid permit number



Certificate of Analysis

Compliance Test

Florida

Client Information: Stigma Inc 2563 Monterey Ave Minneapolis, Minnesota 55416	Manufacturing Facility: Stigma Inc 2563 Monterey Ave Minneapolis, Minnesota 55416 Production Date: 2026-02-27	Order Details: Order # ST1260304-030001 Order Date: 2026-03-04 Sample # AAHM598 Completion Date: 2026-03-16	Batch Data: Batch # SIP3-02 Batch Date: 2026-02-27 Extracted From: hemp Sampling Date: 2026-03-09 Lab Batch Date: 2026-03-09	Food Permits:
---	--	--	--	----------------------

Volume: 355 ml	Net Weight per Serving: 355 ml	Servings Per Package: 1
-----------------------	---------------------------------------	--------------------------------

Pesticides - FL+ GA - Ingestion **Passed**
Specimen Weight: 610.100 mg SOP13.007 (LCMS/GCMS)

Dilution Factor: 2.460

Analyte	LOD (ppb)	LOQ (ppb)	Action Level	Result (ppb)	Analyte	LOD (ppb)	LOQ (ppb)	Action Level (ppb)	Result (ppb)
Abamectin	0.399	23.3	300	<LOQ	Fludioxonil	0.360	24.8	3000	<LOQ
Acephate	0.141	24.8	3000	<LOQ	Hexythiazox	0.113	24.8	2000	<LOQ
Acequinocyl	2.178	24.8	2000	<LOQ	Imazail	0.258	24.8	100	<LOQ
Acetamiprid	0.140	24.8	3000	<LOQ	Imidacloprid	0.402	24.8	3000	<LOQ
Aldicarb	0.203	24.8	100	<LOQ	Kresoxim Methyl	0.182	24.8	1000	<LOQ
Azoxystrobin	0.188	24.8	3000	<LOQ	Malathion	0.223	24.8	2000	<LOQ
Bifenazate	0.086	24.8	3000	<LOQ	Metaxyl	0.270	24.8	3000	<LOQ
Bifenthrin	0.100	24.8	500	<LOQ	Methiocarb	0.118	24.8	100	<LOQ
Boscalid	0.595	24.8	3000	<LOQ	Methomyl	0.064	24.8	100	<LOQ
Captan	6.430	323	3000	<LOQ	methyl-Parathion	2.290	24.8	100	<LOQ
Carbaryl	0.122	24.8	500	<LOQ	Mevinphos	0.093	24.8	100	<LOQ
Carbofuran	0.086	24.8	100	<LOQ	Myclobutanil	0.573	24.8	3000	<LOQ
Chlorantraniliprole	0.084	24.8	3000	<LOQ	Naled	0.069	24.8	500	<LOQ
Chlordane	9.671	24.8	100	<LOQ	Oxamyl	0.041	24.8	500	<LOQ
Chlorfenapyr	1.500	24.8	100	<LOQ	Paclbutrazol	0.186	24.8	100	<LOQ
Chlormequat Chloride	0.205	24.8	3000	<LOQ	Pentachloronitrobenzene	7.950	24.8	200	<LOQ
Chlorpyrifos	0.109	24.8	100	<LOQ	Permethrin	0.624	24.8	1000	<LOQ
Clofentezine	0.212	24.8	500	<LOQ	Phosmet	0.127	24.8	200	<LOQ
Coumaphos	0.206	24.8	100	<LOQ	Piperonylbutoxide	0.149	24.8	3000	<LOQ
Cyfluthrin	0.980	24.8	1000	<LOQ	Prallethrin	1.476	24.8	400	<LOQ
Cypermethrin	0.985	24.8	1000	<LOQ	Propiconazole	0.294	24.8	1000	<LOQ
Daminozide	1.655	24.8	100	<LOQ	Propoxur	0.100	24.8	100	<LOQ
Diazinon	0.212	24.8	200	<LOQ	Pyrethrins	0.067	12.9	1000	<LOQ
Dichlorvos	1.130	24.8	100	<LOQ	Pyridaben	0.140	24.8	200	<LOQ
Dimethoate	0.063	24.8	100	<LOQ	Spinetoram	0.424	24.8	3000	<LOQ
Dimethomorph	2.581	24.8	3000	<LOQ	Spinosad	0.134	24.8	3000	<LOQ
Ethoprophos	0.151	24.8	100	<LOQ	Spiromesifen	0.120	24.8	3000	<LOQ
Etofenprox	0.172	24.8	100	<LOQ	Spirotetramat	0.211	24.8	3000	<LOQ
Etoxazole	0.866	24.8	1500	<LOQ	Spiroxamine	0.533	24.8	100	<LOQ
Fenhexamid	0.588	24.8	3000	<LOQ	Tebuconazole	0.230	24.8	1000	<LOQ
Fenoxycarb	0.274	24.8	100	<LOQ	Thiacloprid	0.170	24.8	100	<LOQ
Fenpyroximate	0.198	24.8	2000	<LOQ	Thiamethoxam	0.179	24.8	1000	<LOQ
Fipronil	0.317	24.8	100	<LOQ	Trifloxystrobin	0.705	24.8	3000	<LOQ
Fonicamid	0.466	24.8	2000	<LOQ					

Aixia Sun
Aixia Sun Lab Director/Principal Scientist
D.H.Sc., M.Sc., B.Sc., MT (AAB)



Definitions are found on page 1
This report shall not be reproduced, without written approval, from ACS Laboratory. The results of this report relate only to the material or product analyzed. Test results are confidential unless explicitly waived otherwise. ACS Laboratory is accredited to the ISO/IEC 17025:2017 Standard. The current and valid permit number for the facility issued by a human health or food safety regulatory entity with authority over the facility is stated above, and that the facility meets the human health or food safety sanitization requirements of the regulatory entity as documented by the regulatory entity and evidenced by the valid permit number



Certificate of Analysis
Compliance Test
Georgia

Soul Sips Lemonade 12oz
Sample Matrix:
HEMP
Extract
Ingestion



Client Information: Stigma Inc 2563 Monterey Ave Minneapolis, Minnesota 55416	Manufacturing Facility: Stigma Inc 2563 Monterey Ave Minneapolis, Minnesota 55416 Production Date: 2026-02-27	Order Details: Order # ST1260304-030001 Order Date: 2026-03-04 Sample # AAHM598 Completion Date: 2026-03-16	Batch Data: Batch # SIP3-02 Batch Date: 2026-02-27 Extracted From: hemp Sampling Date: 2026-03-09 Lab Batch Date: 2026-03-09	Food Permits:
---	--	--	--	----------------------

Volume: 355 ml	Net Weight per Serving: 355 ml	Servings Per Package: 1
-----------------------	---------------------------------------	--------------------------------

Product Image

Potency Tested	HHCP Tested	Pesticides Passed	Heavy Metals Passed	Mycotoxins Passed
Residual Solvents Passed	Pathogenic Microbiology Passed	Microbiology Petrifilm Passed	Filtration Passed	

Potency Summary

Total HHC	<LOQ	Delta 9 THC	0.00256%
per Serving	0.00 mg	per Serving	9.09 mg
per Package	0.00 mg	per Package	9.09 mg
Total Active CBD	<LOQ	Total CBG	<LOQ
per Serving	0.00 mg	per Serving	0.00 mg
per Package	0.00 mg	per Package	0.00 mg
Total CBN	<LOQ	Total Cannabinoids	0.00256%
per Serving	0.00 mg	per Serving	9.09 mg
per Package	0.00 mg	per Package	9.09 mg
Total Active THC	0.00256%		
per Serving	9.09 mg		
per Package	9.09 mg		

* Summary Results determined from two distinct Potency Tests - Potency (GA) LCUV + Potency 25 (LCUV)

Aixia Sun
Aixia Sun Lab Director/Principal Scientist
D.H.Sc., M.Sc., B.Sc., MT (AAB)



Definitions and Abbreviations used in this report: Total Active CBD = CBD + (CBD-A * 0.877), *Total CBDV = CBDV + (CBDVA * 0.867), Total Active THC = THCA-A * 0.877 + Delta 9 THC, Total THCV = THCV + (THCVA * 0.87), CBG Total = (CBGA * 0.878) + CBG, CBN Total = (CBNA * 0.876) + CBN, Total CBC = CBC + (CBCA * 0.877), Total THC-O-Acetate = Delta 8 THC-O-Acetate + Delta 9 THC-O-Acetate, Total THCP = Delta8-THCP + Delta9-THCP, Total Cannabinoids = Total percentage of cannabinoids within the sample. (mg/ml) = Milligrams per Milliliter, LOQ = Limit of Quantitation, LOD = Limit of Detection, Dilution = Dilution Factor, (ppb) = Parts per Billion, (%) = Percent, (cfu/g) = Colony Forming Unit per Gram, (µg/g) = Microgram per Gram, (ppm) = Parts per Million, (ppm) = (µg/g), (aw) = Water Activity, (mg/Kg) = Milligram per Kilogram, Client supplied the net weight of ml The results apply to the sample as received.

This report shall not be reproduced, without written approval, from ACS Laboratory. The results of this report relate only to the material or product analyzed. Test results are confidential unless explicitly waived otherwise. ACS Laboratory is accredited to the ISO/IEC 17025:2017 Standard. The current and valid permit number for the facility issued by a human health or food safety regulatory entity with authority over the facility is stated above, and that the facility meets the human health or food safety sanitization requirements of the regulatory entity as documented by the regulatory entity and evidenced by the valid permit number

Certificate of Analysis
Compliance Test
Georgia

Soul Sips Lemonade 12oz
Sample Matrix:
HEMP
Extract
Ingestion



Client Information: Stigma Inc 2563 Monterey Ave Minneapolis, Minnesota 55416	Manufacturing Facility: Stigma Inc 2563 Monterey Ave Minneapolis, Minnesota 55416 Production Date: 2026-02-27	Order Details: Order # ST1260304-030001 Order Date: 2026-03-04 Sample # AAHM598 Completion Date: 2026-03-16	Batch Data: Batch # SIP3-02 Batch Date: 2026-02-27 Extracted From: hemp Sampling Date: 2026-03-09 Lab Batch Date: 2026-03-09	Food Permits:
---	--	--	--	----------------------

Volume: 355 ml	Net Weight per Serving: 355 ml	Servings Per Package: 1
-----------------------	---------------------------------------	--------------------------------

Potency (GA) LCUV + Potency 25 (LCUV) **Tested** SOP13.030,SOP13.050 (LCMS)
Specimen Weight: 20000.000 mg

Analyte	Dilution (1:n)	LOD (mg/g)	LOQ (%)	Result (µg/ml)	(%)	Per Serving (mg)	Per Package (mg)
Delta-9 THC	40.000	1.300000E-5	0.0015	25.6000	0.00256	9.09	9.09
CBD	8.000	5.400000E-5	0.0015	<LOQ	<LOQ	<LOQ	<LOQ
CBDA	8.000	1.000000E-5	0.0015	<LOQ	<LOQ	<LOQ	<LOQ
CBG	8.000	2.480000E-4	0.0015	<LOQ	<LOQ	<LOQ	<LOQ
CBGA	8.000	8.000000E-5	0.0015	<LOQ	<LOQ	<LOQ	<LOQ
CBN	8.000	1.400000E-5	0.0015	<LOQ	<LOQ	<LOQ	<LOQ
Delta-10 THC	8.000	3.000E-6	0.015	<LOQ	<LOQ	<LOQ	<LOQ
Delta-8 THC	8.000	2.600000E-5	0.0015	<LOQ	<LOQ	<LOQ	<LOQ
Delta-9 THC-O Acetate	8.000	7.700000E-5	0.003	<LOQ	<LOQ	<LOQ	<LOQ
Exo-THC	8.000	2.300000E-4	0.0015	<LOQ	<LOQ	<LOQ	<LOQ
THCA-A	8.000	3.200000E-5	0.0015	<LOQ	<LOQ	<LOQ	<LOQ
CBC	8.000	2.760000E-5	0.00075	<LOQ	<LOQ	<LOQ	<LOQ
CBCA	8.000	1.070000E-4	0.0015	<LOQ	<LOQ	<LOQ	<LOQ
CBDV	8.000	6.500000E-5	0.0015	<LOQ	<LOQ	<LOQ	<LOQ
CBDVA	8.000	1.400000E-5	0.0015	<LOQ	<LOQ	<LOQ	<LOQ
CBL	8.000	3.500000E-5	0.0015	<LOQ	<LOQ	<LOQ	<LOQ
CBNA	8.000	9.500000E-5	0.0015	<LOQ	<LOQ	<LOQ	<LOQ
CBT	8.000	2.000000E-4	0.0015	<LOQ	<LOQ	<LOQ	<LOQ
Delta-8 THC-O Acetate	8.000	2.700000E-5	0.003	<LOQ	<LOQ	<LOQ	<LOQ
Delta-8 THCV	8.000	4.000000E-5	0.0015	<LOQ	<LOQ	<LOQ	<LOQ
Delta8-THCP	8.000	3.750000E-4	0.0015	<LOQ	<LOQ	<LOQ	<LOQ
Delta9-THCP	8.000	1.170000E-5	0.0012	<LOQ	<LOQ	<LOQ	<LOQ
THCB	8.000	1.800000E-4	0.00195	<LOQ	<LOQ	<LOQ	<LOQ
THCH	8.000	3.500000E-4	0.00195	<LOQ	<LOQ	<LOQ	<LOQ
THCV	8.000	7.000000E-6	0.0015	<LOQ	<LOQ	<LOQ	<LOQ
THCVA	8.000	4.700000E-5	0.0015	<LOQ	<LOQ	<LOQ	<LOQ
Total Active THC	8.000			25.6	0.00256	9.09	9.09
Total Active CBD	8.000			<LOQ	<LOQ	<LOQ	<LOQ

Aixia Sun
Aixia Sun Lab Director/Principal Scientist
D.H.Sc., M.Sc., B.Sc., MT (AAB)



Definitions are found on page 1

This report shall not be reproduced, without written approval, from ACS Laboratory. The results of this report relate only to the material or product analyzed. Test results are confidential unless explicitly waived otherwise. ACS Laboratory is accredited to the ISO/IEC 17025:2017 Standard. The current and valid permit number for the facility issued by a human health or food safety regulatory entity with authority over the facility is stated above, and that the facility meets the human health or food safety sanitization requirements of the regulatory entity as documented by the regulatory entity and evidenced by the valid permit number



Certificate of Analysis
Compliance Test
Georgia

Soul Sips Lemonade 12oz
Sample Matrix:
HEMP
Extract
Ingestion



Client Information: Stigma Inc 2563 Monterey Ave Minneapolis, Minnesota 55416	Manufacturing Facility: Stigma Inc 2563 Monterey Ave Minneapolis, Minnesota 55416 Production Date: 2026-02-27	Order Details: Order # ST1260304-030001 Order Date: 2026-03-04 Sample # AAHM598 Completion Date: 2026-03-16	Batch Data: Batch # SIP3-02 Batch Date: 2026-02-27 Extracted From: hemp Sampling Date: 2026-03-09 Lab Batch Date: 2026-03-09	Food Permits:
---	--	--	--	----------------------

Volume: 355 ml	Net Weight per Serving: 355 ml	Servings Per Package: 1
-----------------------	---------------------------------------	--------------------------------

Microbiology Plating Multi State **Passed**
Specimen Weight: 1007.500 mg SOP13.003 (Petrifilm)

Dilution Factor: 1.000

Analyte	LOQ (cfu/g)	Action Level (cfu/g)	Result (cfu/g)	Analyte	LOQ (cfu/g)	Action Level (cfu/g)	Result (cfu/g)
Bile tolerant gram-negative bacteria	100	1000	<100	Total Yeast/Mold	1000	10000	<1000
Total Aerobic Count	1000	100000	<1000				

Filth And Foreign Materials - Multi State **Passed**
Specimen Weight: N/A Dilution Factor: 1.000 SOP13.020 (Electronic Balance)

Analyte	Action Level (%)	Result (%)	Analyte	Action Level (%)	Result (%)
Covered Area	10	0.000	Weight %	1	0.000
Feces	0.5	0.000			

Pathogenic Microbiology SAE (MicroArray) Multi State **Passed**
Specimen Weight: 1047.900 mg SOP13.019 (Micro Array)

Dilution Factor: 1.000

Analyte	Action Level (cfu/g)	Result (cfu/g)	Analyte	Action Level (cfu/g)	Result (cfu/g)
Aspergillus flavus	1	Absence in 1g	Escherichia coli specific gene	1	Absence in 1g
Aspergillus fumigatus	1	Absence in 1g	Shiga toxin-producing E. coli (STEC)	1	Absence in 1g
Aspergillus niger	1	Absence in 1g			
Aspergillus terreus	1	Absence in 1g			

Aixia Sun
Aixia Sun Lab Director/Principal Scientist
D.H.Sc., M.Sc., B.Sc., MT (AAB)



Definitions are found on page 1
This report shall not be reproduced, without written approval, from ACS Laboratory. The results of this report relate only to the material or product analyzed. Test results are confidential unless explicitly waived otherwise. ACS Laboratory is accredited to the ISO/IEC 17025:2017 Standard. The current and valid permit number for the facility issued by a human health or food safety regulatory entity with authority over the facility is stated above, and that the facility meets the human health or food safety sanitization requirements of the regulatory entity as documented by the regulatory entity and evidenced by the valid permit number

Certificate of Analysis
Compliance Test
Georgia

Soul Sips Lemonade 12oz
Sample Matrix:
HEMP
Extract
Ingestion



Client Information: Stigma Inc 2563 Monterey Ave Minneapolis, Minnesota 55416	Manufacturing Facility: Stigma Inc 2563 Monterey Ave Minneapolis, Minnesota 55416 Production Date: 2026-02-27	Order Details: Order # ST1260304-030001 Order Date: 2026-03-04 Sample # AAHM598 Completion Date: 2026-03-16	Batch Data: Batch # SIP3-02 Batch Date: 2026-02-27 Extracted From: hemp Sampling Date: 2026-03-09 Lab Batch Date: 2026-03-09	Food Permits:
---	--	--	--	----------------------

Volume: 355 ml	Net Weight per Serving: 355 ml	Servings Per Package: 1
-----------------------	---------------------------------------	--------------------------------

H Metals- FL+GA - Ingestion **Passed**
Specimen Weight: 252.200 mg SOP13.048 (ICP-MS)

Dilution Factor: 198.255

Analyte	LOD (ppb)	LOQ (ppb)	Action Level (ppb)	Result (ppb)	Analyte	LOD (ppb)	LOQ (ppb)	Action Level (ppb)	Result (ppb)
Arsenic (As)	0.013	100	500	<LOQ	Lead (Pb)	0.007	100	500	<LOQ
Cadmium (Cd)	0.003	100	500	<LOQ	Mercury (Hg)	0.016	100	500	<LOQ

Mycotoxins Multi State **Passed**
Specimen Weight: 610.100 mg SOP13.007 (LCMS/GCMS)

Dilution Factor: 2.460

Analyte	LOD (ppb)	LOQ (ppb)	Action Level (ppb)	Result (ppb)	Analyte	LOD (ppb)	LOQ (ppb)	Action Level (ppb)	Result (ppb)
Aflatoxin B1	0.304	4.9	20	<LOQ	Aflatoxin G2	0.271	4.9	20	<LOQ
Aflatoxin B2	0.077	4.9	20	<LOQ	Ochratoxin A	0.754	9.8	20	<LOQ
Aflatoxin G1	0.304	4.9	20	<LOQ					

HHCP - Multi State **Tested**
Specimen Weight: 20000.000 mg SOP13.030,SOP13.050 (LCMS)

Dilution Factor: 40.000

Analyte	LOD (%)	LOQ (%)	Result (µg/ml)	(%)	Analyte	LOD (%)	LOQ (%)	Result (µg/ml)	(%)
(9R)-HHC	0.000	0.00075	<LOQ	<LOQ	CBC	0.000	0.00075	<LOQ	<LOQ
(9S)-HHC	0.000	0.00075	<LOQ	<LOQ	Delta-8 THC methyl ether	0.000	0.00075	<LOQ	<LOQ
(±)-9β-hydroxy-HHC	0.000	0.00075	<LOQ	<LOQ	Delta-9 THC methyl ether	0.000	0.00075	<LOQ	<LOQ
1(R)-H4-CBD	0.000	0.0015	<LOQ	<LOQ	H2-CBD	0.000	0.00075	<LOQ	<LOQ
1(S)-H4-CBD	0.000	0.0015	<LOQ	<LOQ	H4-CBD	0.002	0.15	<LOQ	<LOQ
9(R)-HHCP	0.000	0.00075	<LOQ	<LOQ	Total HHC		0.00075	<LOQ	<LOQ
9(S)-HHCP	0.000	0.00075	<LOQ	<LOQ					

Aixia Sun
Aixia Sun Lab Director/Principal Scientist
D.H.Sc., M.Sc., B.Sc., MT (AAB)



Definitions are found on page 1

This report shall not be reproduced, without written approval, from ACS Laboratory. The results of this report relate only to the material or product analyzed. Test results are confidential unless explicitly waived otherwise. ACS Laboratory is accredited to the ISO/IEC 17025:2017 Standard. The current and valid permit number for the facility issued by a human health or food safety regulatory entity with authority over the facility is stated above, and that the facility meets the human health or food safety sanitization requirements of the regulatory entity as documented by the regulatory entity and evidenced by the valid permit number



Certificate of Analysis
Compliance Test
Georgia

Soul Sips Lemonade 12oz
Sample Matrix:
HEMP
Extract
Ingestion



Client Information: Stigma Inc 2563 Monterey Ave Minneapolis, Minnesota 55416	Manufacturing Facility: Stigma Inc 2563 Monterey Ave Minneapolis, Minnesota 55416 Production Date: 2026-02-27	Order Details: Order # ST1260304-030001 Order Date: 2026-03-04 Sample # AAHM598 Completion Date: 2026-03-16	Batch Data: Batch # SIP3-02 Batch Date: 2026-02-27 Extracted From: hemp Sampling Date: 2026-03-09 Lab Batch Date: 2026-03-09	Food Permits:
---	--	--	--	----------------------

Volume: 355 ml	Net Weight per Serving: 355 ml	Servings Per Package: 1
-----------------------	---------------------------------------	--------------------------------

Residual Solvents- FL+GA										Passed
Specimen Weight: 15.300 mg										SOP13.039 (GCMS-HS)
Dilution Factor: 1.000										
Analyte	LOD (ppb)	LOQ (ppb)	Action Level (ppb)	Result (ppb)	Analyte	LOD (ppb)	LOQ (ppb)	Action Level (ppb)	Result (ppb)	
Butane	416.700	25000	800000	<LOQ	Heptane	1.300	13900	500000	<LOQ	
Ethanol	2.100	27800	5000000	<LOQ	Hexane	67.800	11700	100000	<LOQ	

Aixia Sun
Aixia Sun Lab Director/Principal Scientist
D.H.Sc., M.Sc., B.Sc., MT (AAB)



Definitions are found on page 1
This report shall not be reproduced, without written approval, from ACS Laboratory. The results of this report relate only to the material or product analyzed. Test results are confidential unless explicitly waived otherwise. ACS Laboratory is accredited to the ISO/IEC 17025:2017 Standard. The current and valid permit number for the facility issued by a human health or food safety regulatory entity with authority over the facility is stated above, and that the facility meets the human health or food safety sanitization requirements of the regulatory entity as documented by the regulatory entity and evidenced by the valid permit number

Certificate of Analysis
Compliance Test
Georgia

Soul Sips Lemonade 12oz
Sample Matrix:
HEMP
Extract
Ingestion



Client Information: Stigma Inc 2563 Monterey Ave Minneapolis, Minnesota 55416	Manufacturing Facility: Stigma Inc 2563 Monterey Ave Minneapolis, Minnesota 55416 Production Date: 2026-02-27	Order Details: Order # ST1260304-030001 Order Date: 2026-03-04 Sample # AAHM598 Completion Date: 2026-03-16	Batch Data: Batch # SIP3-02 Batch Date: 2026-02-27 Extracted From: hemp Sampling Date: 2026-03-09 Lab Batch Date: 2026-03-09	Food Permits:
---	--	--	--	----------------------

Volume: 355 ml	Net Weight per Serving: 355 ml	Servings Per Package: 1
-----------------------	---------------------------------------	--------------------------------

Pesticides - FL+ GA - Ingestion **Passed**
Specimen Weight: 610.100 mg SOP13.007 (LCMS/GCMS)

Dilution Factor: 2.460

Analyte	LOD (ppb)	LOQ (ppb)	Action Level (ppb)	Result (ppb)	Analyte	LOD (ppb)	LOQ (ppb)	Action Level (ppb)	Result (ppb)
Abamectin	0.399	23.3	100	<LOQ	Fludioxonil	0.360	24.8	100	<LOQ
Acephate	0.141	24.8	100	<LOQ	Hexythiazox	0.113	24.8	100	<LOQ
Acequinocyl	2.178	24.8	100	<LOQ	Imazail	0.258	24.8	100	<LOQ
Acetamiprid	0.140	24.8	100	<LOQ	Imidacloprid	0.402	24.8	100	<LOQ
Aldicarb	0.203	24.8	100	<LOQ	Kresoxim Methyl	0.182	24.8	100	<LOQ
Azoxystrobin	0.188	24.8	100	<LOQ	Malathion	0.223	24.8	100	<LOQ
Bifenazate	0.086	24.8	100	<LOQ	Metaxyl	0.270	24.8	100	<LOQ
Bifenthrin	0.100	24.8	100	<LOQ	Methiocarb	0.118	24.8	100	<LOQ
Carbaryl	0.122	24.8	100	<LOQ	Methomyl	0.064	24.8	100	<LOQ
Carbofuran	0.086	24.8	100	<LOQ	Mevinphos	0.093	24.8	100	<LOQ
Chlorantraniliprole	0.084	24.8	100	<LOQ	Myclobutanil	0.573	24.8	100	<LOQ
Chlordane	9.671	24.8	100	<LOQ	Oxamyl	0.041	24.8	100	<LOQ
Chlorpyrifos	0.109	24.8	100	<LOQ	Paclobutrazol	0.186	24.8	100	<LOQ
Coumaphos	0.206	24.8	100	<LOQ	Permethrin	0.624	24.8	100	<LOQ
Cyfluthrin	0.980	24.8	100	<LOQ	Phosmet	0.127	24.8	100	<LOQ
Cypermethrin	0.985	24.8	100	<LOQ	Piperonylbutoxide	0.149	24.8	100	<LOQ
Daminozide	1.655	24.8	100	<LOQ	Prallethrin	1.476	24.8	100	<LOQ
Dichlorvos	1.130	24.8	100	<LOQ	Propiconazole	0.294	24.8	100	<LOQ
Dimethoate	0.063	24.8	100	<LOQ	Propoxur	0.100	24.8	100	<LOQ
Dimethomorph	2.581	24.8	100	<LOQ	Pyridaben	0.140	24.8	100	<LOQ
Ethoprophos	0.151	24.8	100	<LOQ	Spinetoram	0.424	24.8	100	<LOQ
Etofenprox	0.172	24.8	100	<LOQ	Spiromesifen	0.120	24.8	100	<LOQ
Etoxazole	0.866	24.8	100	<LOQ	Spirotetramat	0.211	24.8	100	<LOQ
Fenhexamid	0.588	24.8	100	<LOQ	Spiroxamine	0.533	24.8	100	<LOQ
Fenoxycarb	0.274	24.8	100	<LOQ	Tebuconazole	0.230	24.8	100	<LOQ
Fipronil	0.317	24.8	100	<LOQ	Thiacloprid	0.170	24.8	100	<LOQ
Fonicamid	0.466	24.8	100	<LOQ	Thiamethoxam	0.179	24.8	100	<LOQ
					Trifloxystrobin	0.705	24.8	100	<LOQ

Aixia Sun
Aixia Sun Lab Director/Principal Scientist
D.H.Sc., M.Sc., B.Sc., MT (AAB)

Definitions are found on page 1

This report shall not be reproduced, without written approval, from ACS Laboratory. The results of this report relate only to the material or product analyzed. Test results are confidential unless explicitly waived otherwise. ACS Laboratory is accredited to the ISO/IEC 17025:2017 Standard. The current and valid permit number for the facility issued by a human health or food safety regulatory entity with authority over the facility is stated above, and that the facility meets the human health or food safety sanitization requirements of the regulatory entity as documented by the regulatory entity and evidenced by the valid permit number

